

# Barasat Government College

## Academic Audit for the Year 2022-23

[July 2022 – June 2023]

Academic Audit is an integral part of the dynamics of higher education to achieve and maintain academic excellence. It is an essential component of quality enhancement in Higher Education Institutions. As per the decision adopted in the IQAC meeting a team has been formed from the IQAC members to carry out the Academic Audit of all the Departments of the College for the said period. It aims to document evidence-based information related to the quality of academic programmes. The Academic Audit encourages a culture of continuous evaluation and quality improvement with sustenance of best practices of the different academic programs.

The Academic Audit was introduced during the academic year (2020-2021) by the IQAC and then in academic year 2021-22, some more academic audit parameters have been introduced to evaluate the UG & PG curriculum, teaching, learning methodologies and to ensure continuous improvement for quality assurance and this year 2022-23, it is improved further as per requirement of AQAR/NAAC assessment. This academic audit report is focussed on academic excellence and after preparing the audit report the Dept. knows their strength and weakness and it helps to find solutions to overcome the weakness.

Following are the details of academic audit committee which was formed in the academic year 2022-23:

### **A) The Internal members:**

1. Dr. Abhijit De, Associate Professor of Physics
2. Dr. Prabir Bhattacharya, HOD, Department of Chemistry
3. Dr. Arup Bandyopadhyay, Associate Professor of Chemistry
4. Dr. Nisith Ch. Das, HOD, Department of Mathematics

### **B) The External member:**

1. Dr. Partha Pratim Dasgupta, Principal, Barasat College,
2. Prof. Narayan Ghorai, Professor, Dept of Zoology, West Bengal State University

### **The Objective of the Academic Audit are:**

- To bring every department to external scrutiny.
- To update the teaching, learning, evaluation methods and extra curricular activities.
- To make suggestions for improvement to the Departments for necessary changes.
- To achieve the goal of updated curriculum and revised learning and evaluation methods. (UGC and National Curriculum)

### **Methodology:**

After close examination of the information sheets furnished by the departments, priorities of the audit are determined. Detailed discussions with the faculty of the department about all aspects of academics and other allied activities are made. All the records are examined to find out the strength and weakness. Facilities showcasing the teachers' and students' activities like Wall Magazine, Seminar Bulletins, Annual Reports and Activities Albums are accessed and duly analysed to evaluate the quality of teaching-learning.

### **Reports:**

On the basis of thorough checking of the data submitted by different departments of the college and the inspections to all the departments the following strength and weakness of individual department are sorted out.

**ACADEMIC AUDIT REPORT SUMMARY:****Academic Year: 2022 - 23****Botany Department (UG & PG)**

- 1) Intake Capacity: **UG: 55 PG: 32** Application Received: **UG: 443 & PG: 128** Demand ratio: 1:8 (UG) & 1:4 (PG)
- 2) Number of Students:
- (A) Under Graduate Section: (Hons only)
- UG SEM-I/II: **40** UG SEM-III/IV: **10** UG SEM-V/VI: **22** **Total: 72**
- (B) Post Graduate Section:
- PG SEM-I/II: **20** PG SEM-III/IV: **26** **Total: 46**
- 3) Number of Sanctioned Teaching Post: **9**
- 4) Number of Teachers:
- (i) Professor: **0** (ii) Associate Prof.: **5** (iii) Asst. Prof.: **4** SACT-I/II: **2** **Total: 11**
- 5) Teachers-Students ratio: **11 Students/Teacher**
- 6) Number of Dropout students:
- (A) UG Dropout:
- SEM-I: **17** SEM-II: **3** SEM-III: **3** SEM-IV: **1** SEM-V: **1** SEM-VI: **0** **Average: 4.2**
- (B) PG Dropout:
- SEM-I: **5** SEM-II: **2** SEM-III: **6** SEM-IV: **0** **Average: 3.3 Students/Semester**
- 7) Result: UG: No. of final year students whose credit score > 8: **21** out of **22** Percentage: **95%**  
PG: No. of final year students whose credit score > 6: **14** out of **26** Percentage: **54%**
- 8) Number students received financial assistance:
- (i) Scholarship: **87** (ii) Half/Full free: **42** (iii) **Total: 90 out of 118 (76%)**
- 9) Number of Publication by Faculties:
- (i) Number of Journal/article publication: **8** (ii) Number of Book publication: **7**
- 10) Number of Wall magazine: **0**
- 11) Number of students participated in Seminar & Extra-curricular activities: **14 out of 118 (12%)**
- 12) Number of students taking higher studies: (i) UG: **13 out of 22 (59%)** (ii) PG: **2 out of 26 (8%)**

**Strengths of the Department:**

1. Very good students academic performance.
2. Teachers-students ratio is excellent.
3. Students financial assistance is satisfactory.
4. The Department has good infrastructure and amenities (well equipped class rooms as well as laboratories for carrying out research work).
5. The oldest well established and reputed Post graduate Department in the College. The post graduate course in Botany started in 2003 with 25 students (under the ambit of Calcutta University). As part of a reputed government college the Department draws the best and the brightest along with a good number of students from underprivileged backgrounds.
6. Many faculty members are recognized research guides (under WBSU, University of Calcutta University etc.) and are carrying out active research in different areas of plant science.
7. Students regularly publish in departmental Wall-Magazine.
8. Students dropout both at UG and PG level is low.

**Weakness of the Department:**

1. The Department does not have adequate number of supporting staff members for smooth running of its activities.
2. Computer laboratory needs to upgrade
3. More elective papers need to be added in PG course and hence need more faculties & classroom.
4. Students participation in Extra-Curricular activities is not satisfactory.
5. Status of students pursuing higher studies is not satisfactory.

Signatures:

(i)   
22/11/24

(ii) 

(iii)



(iv)




(Internal members)

(v)

  
**Dr. Parthapratim Dasgupta**  
M.A., M.Phil, Ph.D  
Principal  
Barasat College

(vi)

  
**Anshu**  
Ph.D.  
Zoology  
Barasat College  
West Bengal State University  
Barasat, West Bengal - 74126

(External member)



Narayan Ghosh  
Professor of Zoology  
Department of Zoology  
West Bengal State University  
Barasat, West Bengal - 74126



# ACADEMIC AUDIT REPORT SUMMARY:

Academic Year: 2022 - 23

## Chemistry Department (UG)

- 1) Intake Capacity: UG: 50 PG: NA Application Received: UG: 483 & PG: NA Demand ratio: 1:10 (UG) & NA (PG)
- 2) Number of Students:
- (A) Under Graduate Section: (Hons only)
- UG SEM-I/II: 28 UG SEM-III/IV: 10 UG SEM-V/VI: 18 Total: 56
- (B) Post Graduate Section:
- PG SEM-I/II: NA PG SEM-III/IV: NA Total: NA
- 3) Number of Sanctioned Teaching Post: 8
- 4) Number of Teachers:
- (i) Professor: 0 (ii) Associate Prof.: 8 (iii) Asst. Prof.: 1 SACT-I/II: 1 Total: 10
- 5) Teachers-Students ratio: 6 Students/Teacher
- 6) Number of Dropout students:
- (A) UG Dropout:
- SEM-I: 12 SEM-II: 0 SEM-III: 0 SEM-IV: 0 SEM-V: 2 SEM-VI: 1 Average: 2.5
- (B) PG Dropout:
- SEM-I: N.A. SEM-II: N.A. SEM-III: N.A. SEM-IV: N.A. Average: N.A. Students/Semester
- 7) Result: UG: No. of final year students whose credit score > 8: 13 out of 18 Percentage: 72%  
PG: No. of final year students whose credit score > 6: NA out of NA Percentage: NA
- 8) Number students received financial assistance:
- (i) Scholarship: 48 (ii) Half/Full free: 21 (iii) Total: 51 out of 56 (91%)
- 9) Number of Publication by Faculties:
- (i) Number of Journal/article publication: 0 (ii) Number of Book publication: 0
- 10) Number of Wall magazine: 1
- 11) Number of students participated in Seminar & Extra-curricular activities: 37 out of 56 (66%)
- 12) Number of students taking higher studies: (i) UG: 10 out of 18 (56%) (ii) PG: NA





### Strengths of the Department:

- Very good students academic performance.
- Teachers-students ratio is Excellent
- Students financial assistance is good
- Many of UG passout students taking higher studies
- Chemistry is taught only in UG level. Students are encouraged to interact with the faculties. This direct contact with the students is an attraction for students of all sections.
- Student's participation in Seminar & Extra-curricular activities is excellent.
- A very good academic profile of the faculties, all the faculty members serving against substantive post possess Ph.D. degree as the highest degree from prestigious universities and national level organizations. This is certainly a quite strong point in favor of the department.
- Students participating in higher studies is very good.
- Students regularly publish in departmental Wall-Magazine.
- Students dropout both at UG and PG level is low.


### Weakness of the Department:


- Due to Covid pandemic no Govt grant was received during the academic session and hence Dept has been facing laboratory maintenance problem.
- Student enrolment is very poor, though dropout rate is not very high.
- Status of faculties research publication is very poor.
- Poorly ventilated and very small classrooms.
- Skewed distributions of teachers in the different streams of specialisation.

Signatures:

(i)  (iii)   
(ii)  (iv) 

(Internal members)

(v)   
Dr. Parthapratim Dasgupta  
M.A., M.Phil, Ph.D.  
Principal  
Barasat College

(vi)   
(External member)

Department of Chemistry  
West Bengal State University  
Barasat, (N) 24-Pgs. S. No. 10  
West Bengal, India



**Economics Department (UG)**

- 1) Intake Capacity: **UG: 55 PG: NA Application Received: UG: 117 & PG: NA Demand ratio: 1:2 (UG) & NA (PG)**
- 2) Number of Students:
  - (A) Under Graduate Section: (Hons only)
 

UG SEM-I/II: <b>14</b>	UG SEM-III/IV: <b>19</b>	UG SEM-V/VI: <b>17</b>	<b>Total: 50</b>
------------------------	--------------------------	------------------------	------------------
  - (B) Post Graduate Section:
 

PG SEM-I/II: <b>NA</b>	PG SEM-III/IV: <b>NA</b>	<b>Total: NA</b>
------------------------	--------------------------	------------------
- 3) Number of Sanctioned Teaching Post: **4**
- 4) Number of Teachers:
 

(i) Professor: <b>0</b>	(ii) Associate Prof.: <b>2</b>	(iii) Asst. Prof.: <b>2</b>	SACT-I/II: <b>2</b>	<b>Total: 6</b>
-------------------------	--------------------------------	-----------------------------	---------------------	-----------------
- 5) Teachers-Students ratio: **8 Students/Teacher**
- 6) Number of Dropout students:
  - (A) UG Dropout:
 

SEM-I: <b>0</b>	SEM-II: <b>0</b>	SEM-III: <b>0</b>	SEM-IV: <b>0</b>	SEM-V: <b>0</b>	SEM-VI: <b>1</b>	<b>Average: 0.2</b>
-----------------	------------------	-------------------	------------------	-----------------	------------------	---------------------
  - (B) PG Dropout:
 

SEM-I: <b>N.A.</b>	SEM-II: <b>N.A.</b>	SEM-III: <b>N.A.</b>	SEM-IV: <b>N.A.</b>	<b>Average: N.A. Students/Semester</b>
--------------------	---------------------	----------------------	---------------------	--
- 7) Result: UG: No. of final year students whose credit score > 8: **15** out of **17** Percentage: **88%**  
 PG: No. of final year students whose credit score > 6: **NA** out of **NA** Percentage: **NA**
- 8) Number students received financial assistance:
 

(i) Scholarship: <b>30</b>	(ii) Half/Full free: <b>14</b>	(iii) Total: <b>33</b> out of <b>50 (66%)</b>
----------------------------	--------------------------------	---
- 9) Number of Publication by Faculties:
 

(i) Number of Journal/article publication: <b>0</b>	(ii) Number of Book publication: <b>0</b>
---	---
- 10) Number of Wall magazine: **1**
- 11) Number of students participated in Seminar & Extra-curricular activities: **41 out of 50 (82%)**
- 12) Number of students taking higher studies: (i) UG: **7 out of 17 (41%)** (ii) PG: **NA**

**Strengths of the Department:**

1. Outstanding students academic performance 2. Teachers-students ratio is very good 3. The students of the Department actively participate in various Seminars, Value Added Programs and National and State Level competitions (like Quiz contest, essay writing, poster competition). Some of the final year students even presented research papers and has a record of winning prestigious title 4. The Department has a huge stock of books (around 500) in the Seminal Library which is sufficient for the UG course. Students borrow books from the Seminar Library at a regular basis. 5. The faculty members of the Department are highly qualified and some of them are acknowledged for their contribution in the field of research. Apart from studies the students also get motivation and guidance from them continuously in creative skills and extra-curricular activities. 6. Students financial assistance is satisfactory. 7. Students participating in Seminar & Extra-curricular activities is satisfactory. 8. Student dropout is very low. 9. Students publish regularly in Wall-Magazine.

**Weakness of the Department:**

1. The infrastructural limitation is weakening the learning process. For instance, due to lack of classrooms the Faculties face problems in taking classes simultaneously. This has made the routine very inelastic. Sometimes remedial classes are conducted during vacation also to bridge the gap and address various needs of the students. 2. Due to lack of a computer laboratory, the final year students face serious difficulty while doing their project. Also it is difficult for the students to learn software programming. At present the Department has only one computer functioning. At times it becomes tedious to balance administrative works and taking computer practical classes with one computer. 3. Status of publication by faculties is not satisfactory. 4. Student progression in higher studies is not satisfactory. 5. Student enrollment is very poor.

Signatures:


(i) 


(iii) 

(ii) 

(iv) 

(Internal members)

(v)   
**Dr. Parmanabha Dasgupta**  
 M.A., M.Phil, Ph.D  
 Principal  
 Barasat College

(vi)   
 (External member)  
 Professor of Economics, Ph.D.  
 Department of Economics  
 West Bengal State University  
 Barasat, (N) 24-Pgs. 1 of 126



# ACADEMIC AUDIT REPORT SUMMARY:

Academic Year: 2022 - 23

## Geography Department (UG)

- 1) Intake Capacity: UG: 60 PG: NA Application Received: UG: 1185 & PG: NA Demand ratio: 1:20 (UG) & NA (PG)
- 2) Number of Students:
  - (A) Under Graduate Section: (Hons only)
 

UG SEM-I/II: 57	UG SEM-III/IV: 56	UG SEM-V/VI: 42	Total: 155
-----------------	-------------------	-----------------	------------
  - (B) Post Graduate Section:
 

PG SEM-I/II: NA	PG SEM-III/IV: NA	Total: NA
-----------------	-------------------	-----------
- 3) Number of Sanctioned Teaching Post: 6
- 4) Number of Teachers:
 

(i) Professor: 0	(ii) Associate Prof.: 4	(iii) Asst. Prof.: 2	SACT-I/II: 0	Total: 6
------------------	-------------------------	----------------------	--------------	----------
- 5) Teachers-Students ratio: 26 Students/Teacher
- 6) Number of Dropout students:
  - (A) UG Dropout:
 

SEM-I: 2	SEM-II: 0	SEM-III: 0	SEM-IV: 0	SEM-V: 2	SEM-VI: 4	Average: 1.3
----------	-----------	------------	-----------	----------	-----------	--------------
  - (B) PG Dropout:
 

SEM-I: N.A.	SEM-II: N.A.	SEM-III: N.A.	SEM-IV: N.A.	Average: N.A.	Students/Semester
-------------	--------------	---------------	--------------	---------------	-------------------
- 7) Result: UG: No. of final year students whose credit score > 8: 33 out of 42 Percentage: 79%  
 PG: No. of final year students whose credit score > 6: NA out of NA Percentage: NA
- 8) Number students received financial assistance:
 

(i) Scholarship: 125	(ii) Half/Full free: 91	(iii) Total: 133 out of 155 (86%)
----------------------	-------------------------	-----------------------------------
- 9) Number of Publication by Faculties:
 

(i) Number of Journal/article publication: 5	(ii) Number of Book publication: 3
--	------------------------------------
- 10) Number of Wall magazine: 1
- 11) Number of students participated in Seminar & Extra-curricular activities: 76 out of 155 (49%)
- 12) Number of students taking higher studies: (i) UG: 22 out of 42 (52%) (ii) PG: NA




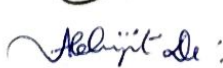
### Strengths of the Department:

1. Good students academic performance. 2. Teachers-students ratio is good. 3. Students financial assistance is Satisfactory. 4. Geography is taught only in UG level. Students are encouraged to interact with the faculties. This direct contact with the students is an attraction for students of all sections. 5. A very good academic profile of the faculties, 80% of which possess research (Ph. D./ M.Phil.) degree as the highest degree from prestigious universities and national level organizations. This is certainly a quite strong point in favor of the department. 6. Status of research publication is good. 7. Student's enrolment to the higher students is satisfactory. 8. Student's participation in Seminar & Extra-curricular activities is moderate. 9. Good infrastructure like smart class rooms, seminar library, RS - GIS laboratory and a rich departmental store having different kinds of maps and geographical instruments. 10. Student dropout rate is very low. 11. Students regularly publish in departmental Magazine & Wall-Magazine.

### Weakness of the Department:


1. Improve the status of financial assistance to the students.
2. Due to Covid pandemic no Govt grant was received during the academic session and hence Dept. has been facing laboratory maintenance problem.
3. Seating capacity in the classrooms are inadequate as compared to the students intake.
4. Practical laboratories should be renovated & modernized.
5. Deficiency of skilled supporting staff.

Signatures:

(i)  24/1/24 (iii)   
 (ii)  (iv) 

(Internal members)

(v)   
 Dr. Pardeep Dasgupta  
 M.A., M.Phil., Ph.D.  
 Principal  
 Barasat College

(vi)   
 Arun Ghosal Ph.D.  
 Professor of Zoology  
 Department of Zoology  
 West Bengal State University  
 Barasat, (N) 24-Pins. - 741226  
 West Bengal, India

(External member)

# ACADEMIC AUDIT REPORT SUMMARY:

Academic Year: 2022 - 23

## Mathematics Department (UG)

- 1) Intake Capacity: **UG: 70** **PG: NA** Application Received: **UG: 676 & PG: NA** Demand ratio: 1:10 (UG) & NA (PG)
- 2) Number of Students:
  - (A) Under Graduate Section: (Hons only)
 

UG SEM-I/II: <b>53</b>	UG SEM-III/IV: <b>35</b>	UG SEM-V/VI: <b>30</b>	<b>Total: 118</b>
------------------------	--------------------------	------------------------	-------------------
  - (B) Post Graduate Section:
 

PG SEM-I/II: <b>NA</b>	PG SEM-III/IV: <b>NA</b>	<b>Total: NA</b>
------------------------	--------------------------	------------------
- 3) Number of Sanctioned Teaching Post: **5**
- 4) Number of Teachers:
 

(i) Professor: <b>0</b>	(ii) Associate Prof.: <b>4</b>	(iii) Asst. Prof.: <b>1</b>	SACT-I/II: <b>0</b>	<b>Total: 5</b>
-------------------------	--------------------------------	-----------------------------	---------------------	-----------------
- 5) Teachers-Students ratio: **24 Students/Teacher**
- 6) Number of Dropout students:
  - (A) UG Dropout:
 

SEM-I: <b>11</b>	SEM-II: <b>1</b>	SEM-III: <b>4</b>	SEM-IV: <b>0</b>	SEM-V: <b>0</b>	SEM-VI: <b>4</b>	<b>Average: 3.3</b>
------------------	------------------	-------------------	------------------	-----------------	------------------	---------------------
  - (B) PG Dropout:
 

SEM-I: <b>N.A.</b>	SEM-II: <b>N.A.</b>	SEM-III: <b>N.A.</b>	SEM-IV: <b>N.A.</b>	Average: <b>N.A.</b>	Students/Semester
--------------------	---------------------	----------------------	---------------------	----------------------	-------------------
- 7) Result: UG: No. of final year students whose credit score > 8: **30** out of **30** Percentage: **100%**  
 PG: No. of final year students whose credit score > 6: **NA** out of **NA** Percentage: **NA**
- 8) Number students received financial assistance:
 

(i) Scholarship: <b>96</b>	(ii) Half/Full free: <b>46</b>	(iii) Total: <b>99</b> out of <b>118 (84%)</b>
----------------------------	--------------------------------	--
- 9) Number of Publication by Faculties:
 

(i) Number of Journal/article publication: <b>2</b>	(ii) Number of Book publication: <b>0</b>
---	---
- 10) Number of Wall magazine: **0**
- 11) Number of students participated in Seminar & Extra-curricular activities: **33 out of 118 (28%)**
- 12) Number of students taking higher studies: **(i) UG: 15 out of 30 (50%)** **(ii) PG: NA**

### Strengths of the Department:

1. Excellent academic performance of the students.
2. Teachers-students ratio is good.
3. Students financial assistance is Satisfactory.
4. Mathematics is taught only in UG level. Students are encouraged to interact with the faculties. This direct contact with the students is an attraction for students of all sections.
5. A very good academic profile of the faculties, all of them possess research (Ph. D./ M.Phil.) degree as the highest degree from prestigious universities and national level organizations. This is certainly a quite strong point in favor of the department.
6. Status of research publication is good.
7. Students dropout rate is low. 8. Student enrollment in higher studies is very good.

### Weakness of the Department:

1. Absence of student's publication in form of magazine/ wall magazine.
2. Due to Covid pandemic no Govt grant was received during the academic session and hence Dept. has been facing laboratory maintenance problem.
3. Students' participation in Seminar & Extra-curricular activities is moderate.
4. Lack of space for departmental seminar library. 5. Absence of skilled support staffs.
5. Publication by faculties is not satisfactory.

Signatures:

(i) 

(iii)




(ii) 

(iv)



(Internal members)

(v)   
**Dr. Parthapratim Dasgupta**  
 M.A., M.Phil, Ph.D  
 Principal  
 Barasat College

(vi)   
 Prof. (External member)  
 Department of Mathematics  
 West Bengal State University  
 Barasat, (N) 24 P.O. No. 126  
 West Bengal, India





**ACADEMIC AUDIT REPORT SUMMARY:****Academic Year: 2022 - 23****Physics Department (UG & PG)**

- 1) Intake Capacity: **UG: 65** **PG: 29** Application Received: **UG: 296 & PG: 141** Demand ratio: 1:5 (UG) & 1:5 (PG)
- 2) Number of Students:
- (A) Under Graduate Section: (Hons only)
- UG SEM-I/II: **35** UG SEM-III/IV: **14** UG SEM-V/VI: **20** **Total: 69**
- (B) Post Graduate Section:
- PG SEM-I/II: **18** PG SEM-III/IV: **15** **Total: 33**
- 3) Number of Sanctioned Teaching Post: **11**
- 4) Number of Teachers:
- (i) Professor: **1** (ii) Associate Prof.: **7** (iii) Asst. Prof.: **2** SACT-I/II: **0** **Total: 10**
- 5) Teachers-Students ratio: **10 Students/Teacher**
- 6) Number of Dropout students:
- (A) UG Dropout:
- SEM-I: **14** SEM-II: **0** SEM-III: **2** SEM-IV: **1** SEM-V: **1** SEM-VI: **2** **Average: 3.3**
- (B) PG Dropout:
- SEM-I: **4** SEM-II: **5** SEM-III: **1** SEM-IV: **0** **Average: 2.5 Students/Semester**
- 7) Result: UG: No. of final year students whose credit score > 8: **20** out of **20** Percentage: **100%**  
PG: No. of final year students whose credit score > 6: **12** out of **15** Percentage: **80%**
- 8) Number students received financial assistance:
- (i) Scholarship: **60** (ii) Half/Full free: **26** (iii) Total: **64 out of 102 (63%)**
- 9) Number of Publication by Faculties:
- (i) Number of Journal/article publication: **16** (ii) Number of Book publication: **1**
- 10) Number of Wall magazine: **0**
- 11) Number of students participated in Seminar & Extra-curricular activities: **17 out of 102 (17%)**
- 12) Number of students taking higher studies: (i) UG: **12 out of 20 (60%)** (ii) PG: **2 out of 15 (13%)**

**Strengths of the Department:**

1. Excellent students academic performance
2. Teachers-students ratio is very good
3. Students financial assistance is satisfactory.
4. Most of the UG passout students taking higher studies.
5. Physics is taught in both UG and PG levels. Faculties also, have strong research Groups working in various branches of theoretical and experimental physics. Thus, students are encouraged to interact with the faculties. This direct contact with the students is an attraction for students of all sections.
6. A very good academic profile of the faculties, 90% of which possess Ph. D. degree as the highest degree from prestigious universities and national level organizations. This is certainly a quite strong point in favor of the department. Existing Laboratory support staff have been very eager to do department activities assigned to them.

**Weakness of the Department:**


1. Due to scarcity of Laboratory assistant/attended the Laboratory maintenance is very poor.
2. Computer laboratory needs to upgrade.
3. More elective papers need to be added in PG course and hence need more faculties & classroom.
4. Dropout rate is in the higher side.
5. Student enrollment number is not satisfactory.
5. Absence of student's publication in form of magazine/ wall magazine.
6. Students' participation in Seminar & Extra-curricular activities is moderate.

Signatures:

(i) (iii) (ii)  (iv) 

(Internal members)

(v)   
Dr. Parshantim Das  
M.A., M.Phil., Ph.D.  
Principal  
Barasat College

(vi)   
Narayan Ghosal, Ph.D.  
(External member)  
Department of Zoology  
West Bengal State University  
Barasat, (N) 24-Pgs. Kol-126  
West Bengal, India



# ACADEMIC AUDIT REPORT SUMMARY:

Academic Year: 2022 - 23

## Zoology Department (UG & PG)

- 1) Intake Capacity: UG: 55 PG: 32 Application Received: UG: 1166 & PG: 215 Demand ratio: 1:21 (UG) & 1:7 (PG)
- 2) Number of Students:
- (A) Under Graduate Section: (Hons only)
- UG SEM-I/II: 43 UG SEM-III/IV: 22 UG SEM-V/VI: 25 Total: 90
- (B) Post Graduate Section:
- PG SEM-I/II: 25 PG SEM-III/IV: 24 Total: 49
- 3) Number of Sanctioned Teaching Post: 8
- 4) Number of Teachers:
- (i) Professor: 0 (ii) Associate Prof.: 3 (iii) Asst. Prof.: 3 SACT-I/II: 1 Total: 7
- 5) Teachers-Students ratio: 20 Students/Teacher
- 6) Number of Dropout students:
- (A) UG Dropout:
- SEM-I: 20 SEM-II: 0 SEM-III: 2 SEM-IV: 1 SEM-V: 1 SEM-VI: 0 Average: 4
- (B) PG Dropout:
- SEM-I: 0 SEM-II: 5 SEM-III: 0 SEM-IV: 0 Average: 1.3 Students/Semester
- 7) Result: UG: No. of final year students whose credit score > 8: 17 out of 25 Percentage: 68%
- PG: No. of final year students whose credit score > 6: 15 out of 24 Percentage: 63%
- 8) Number students received financial assistance:
- (i) Scholarship: 91 (ii) Half/Full free: 55 (iii) Total: ##### #VALUE!
- 9) Number of Publication by Faculties:
- (i) Number of Journal/article publication: 12 (ii) Number of Book publication: 5
- 10) Number of Wall magazine: 0
- 11) Number of students participated in Seminar & Extra-curricular activities: 278 out of 139 (200%)
- 12) Number of students taking higher studies: (i) UG: 10 out of 25 (40%) (ii) PG: 5 out of 24 (21%)

### Strengths of the Department:

1. Performance of UG and PG students are excellent. 2. Highly dedicated and enthusiastic teaching faculties 3. Departmental academic planner - elaborate discussions and meeting for syllabi allotment and preparation of materials. 4. Seminar library & rich e- books and journals collection. High number of first class in PG and UG. 5. Students pursuing M.Sc. and Ph.D. in central universities and institutions, their involvements in Dept. through webinar, recorded lectures, etc. 6. Post Graduate students are involved in doing dissertation/ review/projects under the supervision of all the faculties. Students have achieved awards for poster/paper presentation in different national/international seminars. Some students have also published the result of their work with their respective teachers in peer reviewed journals. 7. Good number of students qualifying in state/national level examinations (eg. NET/SET/GATE/State government examinations). High Number of students progressing to higher education. The department has a well-organized feedback system to monitor and evaluate the quality of teaching and learning. Strong and healthy Working Environment. 8. Very Good teachers-students ratio. 9. Student financial assistance is very good. 10. Faculties regularly publish their research work in highly reputed journals and books. 11. Students regularly post articles, poster on departmental Magazine & Wall-Magazine. 12. Students participation in Seminar & Extra-curricular activities is very satisfactory. Students dropout rate both UG & PG level is low. 13. Students progression in higher studies is good.

### Weakness of the Department:

1. All vacant posts should be filled up to meet up huge syllabus of UG & PG curriculum. Post of Lab Assistant & Lab attendant both are vacant, to be filled up for smooth running of practical classes. 2. Very limited space (lecture rooms as well as practical laboratories) for running PG & UG classes simultaneously. 3. Allotted research laboratories are already occupied by various instruments. No extra vacant space is there for purchase of further sanctioned instruments & furniture. Practical laboratories should be renovated & modernized. 4. Financial assistance to the students is not satisfactory.

Signatures:

(i) 

(iii)




(ii) 


(iv)



(Internal members)

(v)   
Dr. Parthabratim Dasgupta  
M.A., M.Phil, Ph.D  
Principal  
Barasat College

(vi) 

  
(External member)  
Department of Zoology  
West Bengal State University  
Barasat, (N) 24 Pgs. and 1.35  
West Bengal, India



**ACADEMIC AUDIT REPORT SUMMARY:****Academic Year: 2022 - 23****Bengali Department (UG & PG)**

- 1) Intake Capacity: **UG: 93 PG: 38** Application Received: **UG: 741 & PG: 259** Demand ratio: 1:8 (UG) & 1:7 (PG)
- 2) Number of Students:
- (A) Under Graduate Section: (Hons only)
- UG SEM-I/II: **81** UG SEM-III/IV: **52** UG SEM-V/VI: **58** **Total: 191**
- (B) Post Graduate Section:
- PG SEM-I/II: **29** PG SEM-III/IV: **33** **Total: 62**
- 3) Number of Sanctioned Teaching Post: **8**
- 4) Number of Teachers:
- (i) Professor: **0** (ii) Associate Prof.: **5** (iii) Asst. Prof.: **3** SACT-I/II: **5** **Total: 13**
- 5) Teachers-Students ratio: **19 Students/Teacher**
- 6) Number of Dropout students:
- (A) UG Dropout:
- SEM-I: **0** SEM-II: **1** SEM-III: **2** SEM-IV: **2** SEM-V: **2** SEM-VI: **2** **Average: 1.5**
- (B) PG Dropout:
- SEM-I: **4** SEM-II: **0** SEM-III: **4** SEM-IV: **0** **Average: 2 Students/Semester**
- 7) Result: UG: No. of final year students whose credit score > 8: **43** out of **58** Percentage: **74%**  
PG: No. of final year students whose credit score > 6: **17** out of **33** Percentage: **52%**
- 8) Number students received financial assistance:
- (i) Scholarship: **199** (ii) Half/Full free: **157** (iii) Total: **222 out of 253 (88%)**
- 9) Number of Publication by Faculties:
- (i) Number of Journal/article publication: **8** (ii) Number of Book publication: **3**
- 10) Number of Wall magazine: **2**
- 11) Number of students participated in Seminar & Extra-curricular activities: **34 out of 253 (13%)**
- 12) Number of students taking higher studies: (i) UG: **25 out of 58 (43%)** (ii) PG: **9 out of 33 (27%)**

**Strengths of the Department:**

1. Excellent students academic performance
2. Teachers-students ratio is Excellent
3. Students financial assistance is satisfactory and Drop out rate is negligible
4. Department has a seminar library of its own
5. Well qualified faculty. (Most of the Faculty Members are Ph.D holder)
6. Positive interaction with students that makes them approach faculty members for academic and non-academic solutions.
6. Some of the faculties are pursuing high quality research and they have publications in Nationally/ Internationally highly acclaimed journals and books.
7. Number of students are taking higher studies is very good.

**Weakness of the Department:**

1. As the students are financially weak, they are compelled to do other works for their household. So, they are not regular in the classes and cannot afford books for their studies.
2. For the financial crisis students cannot pursue higher education all the time after they complete Graduation instead of their merit.
3. There is no provision for language lab. No ICT enable room is found. Dept needs more digital facilities.
4. Only a handful of students participate in Seminar and Extra-curricular activities which needs to be improved.

Signatures:

(i) 

(iii)


(ii) 

(iv)



(Internal members)

(v)

  
**Dr. Parthabrat Dasgupta**  
M.A., M.Phil, Ph.D  
Principal  
Barasat College

(vi)

  
(External member)Professor of Zoology  
Department of Zoology  
West Bengal State University  
Barasat, (N) 24-Pgs. Kol-1.26  
West Bengal, India

**ACADEMIC AUDIT REPORT SUMMARY:****Academic Year: 2022 - 23****English Department (UG)**

- 1) Intake Capacity: **UG: 93**      **PG: NA**      Application Received: **UG: 1693 & PG: NA**      Demand ratio: 1:18 (UG) & NA (PG)
- 2) Number of Students:
- (A) Under Graduate Section: (Hons only)
- UG SEM-I/II: **88**      UG SEM-III/IV: **61**      UG SEM-V/VI: **61**      **Total: 210**
- (B) Post Graduate Section:
- PG SEM-I/II: **NA**      PG SEM-III/IV: **NA**      **Total: NA**
- 3) Number of Sanctioned Teaching Post: **6**
- 4) Number of Teachers:
- (i) Professor: **0**      (ii) Associate Prof.: **1**      (iii) Asst. Prof.: **3**      SACT-I/II: **2**      **Total: 6**
- 5) Teachers-Students ratio: **35 Students/Teacher**
- 6) Number of Dropout students:
- (A) UG Dropout:
- SEM-I: **6**      SEM-II: **0**      SEM-III: **3**      SEM-IV: **1**      SEM-V: **0**      SEM-VI: **6**      **Average: 2.7**
- (B) PG Dropout:
- SEM-I: **N.A.**      SEM-II: **N.A.**      SEM-III: **N.A.**      SEM-IV: **N.A.**      **Average: N.A. Students/Semester**
- 7) Result: UG: No. of final year students whose credit score > 8: **38** out of **61**      Percentage: **62%**  
 PG: No. of final year students whose credit score > 6: **NA** out of **NA**      Percentage: **NA**
- 8) Number students received financial assistance:
- (i) Scholarship: **135**      (ii) Half/Full free: **85**      (iii) **Total: 146 out of 210 (70%)**
- 9) Number of Publication by Faculties:
- (i) Number of Journal/article publication: **1**      (ii) Number of Book publication: **1**
- 10) Number of Wall magazine: **1**
- 11) Number of students participated in Seminar & Extra-curricular activities: **21 out of 210 (10%)**
- 12) Number of students taking higher studies: (i) **UG: 6 out of 61 (10%)**      (ii) **PG: NA**

**Strengths of the Department:**

1. Good students academic performance.
2. Teachers-students ratio is good.
3. Students financial assistance is good.
4. English is taught only in UG level. Students are encouraged to interact with the faculties. This direct contact with the students is an attraction for students of all sections.
5. Faculties are using audio-visual tools in teaching – learning.
6. Research publication by the faculties is good.
7. Students dropout at UG level is very low which is quite impressive.
8. Students regularly publish in departmental wall Magazine.

**Weakness of the Department:**


1. Status of research publication is not upto the mark.
2. Participation of the students in Seminar & Extra-curricular activities is not satisfactory.
3. Lack of adequate fund for buying more books for the seminar library.
4. Some students with feeble economic condition and family support, are unable to buy costly texts and reference books.
5. Enrolment of students in higher studies is not satisfactory.

Signatures:

(i) (iii) (ii)  (iv) 

(Internal members)

(v)

  
**Dr. Parashram Dasgupta**  
 M.A., M.Phil, Ph.D.  
 Principal  
 Barasat College

(vi)

(External member) **i.D.**

Professor of Zoology  
 Department of Zoology  
 West Bengal State University  
 Barasat, (N) 24-PG-101-126



**History Department (UG)**

- 1) Intake Capacity: **UG: 93** **PG: NA** Application Received: **UG: 978 & PG: NA** Demand ratio: 1:11 (UG) & NA (PG)
- 2) Number of Students:
- (A) Under Graduate Section: (Hons only)
- UG SEM-I/II: **88** UG SEM-III/IV: **60** UG SEM-V/VI: **63** **Total: 211**
- (B) Post Graduate Section:
- PG SEM-I/II: **NA** PG SEM-III/IV: **NA** **Total: NA**
- 3) Number of Sanctioned Teaching Post: **4**
- 4) Number of Teachers:
- (i) Professor: **0** (ii) Associate Prof.: **2** (iii) Asst. Prof.: **2** SACT-I/II: **2** **Total: 6**
- 5) Teachers-Students ratio: **35 Students/Teacher**
- 6) Number of Dropout students:
- (A) UG Dropout:
- SEM-I: **3** SEM-II: **3** SEM-III: **1** SEM-IV: **3** SEM-V: **4** SEM-VI: **3** **Average: 2.8**
- (B) PG Dropout:
- SEM-I: **N.A.** SEM-II: **N.A.** SEM-III: **N.A.** SEM-IV: **N.A.** **Average: N.A.** Students/Semester
- 7) Result: UG: No. of final year students whose credit score > 8: **53** out of **63** Percentage: **84%**  
PG: No. of final year students whose credit score > 6: **NA** out of **NA** Percentage: **NA**
- 8) Number students received financial assistance:
- (i) Scholarship: **176** (ii) Half/Full free: **159** (iii) **Total: 195 out of 211 (92%)**
- 9) Number of Publication by Faculties:
- (i) Number of Journal/article publication: **1** (ii) Number of Book publication: **0**
- 10) Number of Wall magazine: **0**
- 11) Number of students participated in Seminar & Extra-curricular activities: **48 out of 211 (23%)**
- 12) Number of students taking higher studies: **(i) UG: 25 out of 63 (40%)** **(ii) PG: NA**


**Strengths of the Department:**

1. Students academic performance is Good
2. Teachers-students ratio is good
3. Students financial assistance is Very Good
4. Department do organise seminars, talks, workshops by the erudite persons of multi-disciplinary subjects to connect the students with the world of knowledge outside the classroom and syllabus.
5. Negligible student's Dropout rate.
6. Number of students taking higher studies is very satisfactory.

**Weakness of the Department:**

1. Department has no specific allotted and marked class rooms with the facilities of projector. Department has no Smart Class Room with the LCD monitor board which is the present-day mode of class-room teaching.
2. Department has no Digital Central Library or Seminar Library so e-Resources could not be accessible to the students. Moreover, Digital resources from different sources cannot be stored for the students therefore they have to depend on a few available printed books in the vernacular language.
3. Inadequate ICT infrastructure available to the department.
4. Academic research and publication by the faculties is not satisfactory.
5. Student participation in Extra-Curricular activities is moderate.
6. Absence of student publication in the form of Magazine /Wall Magazine.

Signatures:

(i) 

(iii)

(ii)  (iv) 

(Internal members)

(v)

  
Dr. Parthapratim Das  
M.A., M.Phil, Ph.D  
Principal  
Barasat College

(vi)



(External member)

  
Dr. Parthapratim Das, Ph.D.  
Professor of History  
Department of History  
West Bengal State University  
Barasat, (N) 24 P.S. of 126

**ACADEMIC AUDIT REPORT SUMMARY:****Academic Year: 2022 - 23****Philosophy Department (UG)**

- 1) Intake Capacity: **UG: 93** **PG: NA** Application Received: **UG: 327 & PG: NA** Demand ratio: 1:4 (UG) & NA (PG)
- 2) Number of Students:
- (A) Under Graduate Section: (Hons only)
- UG SEM-I/II: **70** UG SEM-III/IV: **49** UG SEM-V/VI: **67** **Total: 186**
- (B) Post Graduate Section:
- PG SEM-I/II: **NA** PG SEM-III/IV: **NA** **Total: NA**
- 3) Number of Sanctioned Teaching Post: **4**
- 4) Number of Teachers:
- (i) Professor: **0** (ii) Associate Prof.: **3** (iii) Asst. Prof.: **1** SACT-I/II: **1** **Total: 5**
- 5) Teachers-Students ratio: **37 Students/Teacher**
- 6) Number of Dropout students:
- (A) UG Dropout:
- SEM-I: **4** SEM-II: **6** SEM-III: **8** SEM-IV: **0** SEM-V: **2** SEM-VI: **4** **Average: 4**
- (B) PG Dropout:
- SEM-I: **N.A.** SEM-II: **N.A.** SEM-III: **N.A.** SEM-IV: **N.A.** **Average: N.A. Students/Semester**
- 7) Result: UG: No. of final year students whose credit score > 8: **32** out of **67** Percentage: **48%**
- PG: No. of final year students whose credit score > 6: **NA** out of **NA** Percentage: **NA**
- 8) Number students received financial assistance:
- (i) Scholarship: **146** (ii) Half/Full free: **114** (iii) **Total: 161 out of 186 (87%)**
- 9) Number of Publication by Faculties:
- (i) Number of Journal/article publication: **0** (ii) Number of Book publication: **0**
- 10) Number of Wall magazine: **0**
- 11) Number of students participated in Seminar & Extra-curricular activities: **33 out of 186 (18%)**
- 12) Number of students taking higher studies: (i) UG: **23 out of 67 (34%)** (ii) PG: **NA**

**Strengths of the Department:**

1. Good students academic performance
2. Teachers-students ratio is satisfactory
3. Students financial assistance is excellent
4. Philosophy is taught only in UG level. Students are encouraged to interact with the faculties. This direct contact with the students is an attraction for students of all sections.
5. The students organize and participate in different cultural programs. They celebrate Teachers' Day, Fresher's Welcome, Women's Day etc.
6. Student dropout at UG level is negligible.
7. Number of Students taking higher studies is very good.

**Weakness of the Department:**

1. Status of research publication is not upto the mark.
2. Participation of the students in Seminar & Extra-curricular activities is not satisfactory.
3. Inadequate ICT infrastructure available to the department.
4. Absence of student publication in the form of Magazine /Wall Magazine.

Signatures:

(i)  (iii) (ii)  (iv) 

(Internal members)

(v)   
**Dr. Parthabrata Dasgupta**  
 M.A., M.Phil, Ph.D.  
 Principal  
 Barasat College

(vi)   
**Narayan Ghosal, Ph.D.**  
 (External member)  
 Department of Philosophy  
 West Bengal State University  
 Barasat, (N) 24 P.S. Barasat  
 West Bengal, India



**ACADEMIC AUDIT REPORT SUMMARY:****Academic Year: 2022 - 23****Political Science Department (UG)**

- 1) Intake Capacity: **UG: 93** **PG: NA** Application Received: **UG: 778 & PG: NA** Demand ratio: 1:8 (UG) & NA (PG)
- 2) Number of Students:
- (A) Under Graduate Section: (Hons only)
- UG SEM-I/II: **86** UG SEM-III/IV: **61** UG SEM-V/VI: **53** **Total: 200**
- (B) Post Graduate Section:
- PG SEM-I/II: **NA** PG SEM-III/IV: **NA** **Total: NA**
- 3) Number of Sanctioned Teaching Post: **4**
- 4) Number of Teachers:
- (i) Professor: **0** (ii) Associate Prof.: **1** (iii) Asst. Prof.: **3** SACT-I/II: **4** **Total: 8**
- 5) Teachers-Students ratio: **25 Students/Teacher**
- 6) Number of Dropout students:
- (A) UG Dropout:
- SEM-I: **4** SEM-II: **3** SEM-III: **1** SEM-IV: **1** SEM-V: **1** SEM-VI: **0** **Average: 1.7**
- (B) PG Dropout:
- SEM-I: **N.A.** SEM-II: **N.A.** SEM-III: **N.A.** SEM-IV: **N.A.** Average: **N.A.** Students/Semester
- 7) Result: UG: No. of final year students whose credit score > 8: **52** out of **53** Percentage: **98%**  
PG: No. of final year students whose credit score > 6: **NA** out of **NA** Percentage: **NA**
- 8) Number students received financial assistance:
- (i) Scholarship: **163** (ii) Half/Full free: **119** (iii) Total: **180** out of **200 (90%)**
- 9) Number of Publication by Faculties:
- (i) Number of Journal/article publication: **2** (ii) Number of Book publication: **1**
- 10) Number of Wall magazine: **1**
- 11) Number of students participated in Seminar & Extra-curricular activities: **28** out of **200 (14%)**
- 12) Number of students taking higher studies: (i) UG: **21** out of **53 (40%)** (ii) PG: **NA**

**Strengths of the Department:**

1. Students academic performance is Excellent.
2. Teachers-students ratio is very good.
3. Students financial assistance is Excellent.
4. Political Science is taught only in UG level. Students are encouraged to interact with the faculties. This direct contact with the students is an attraction for students of all sections.
5. The teachers take special care of the 'specially abled' students of the department to ensure them hassle-free and comfortable situation within the college and for their studies.
6. Status of research publication is satisfactory.
7. Students dropout rate is very negligible.

**Weakness of the Department:**

1. Enrolment of the students in higher studies is not satisfactory.
2. Inadequate ICT infrastructure available to the department.
3. Mostly the students study in Bengali. So, a large section of them suffers from weakness in English that affects their access to learning resources that are written in English.
4. Number of Books in the seminar library should be increased.
5. Students' participation in Seminar & Extra Curricular activities is not satisfactory.
6. Absence of student publication in the form of Magazine /Wall Magazine.

Signatures:

(i) (iii) (ii)  (iv)

(Internal members)



(v)

  
**Dr. Parthapratim Das**  
M.A., M.Phil, Ph.D  
Principal  
Barasat College

(vi)

  
**Narayan Ghosal Ph.D.**  
(External member)  
Department of Political Science  
West Bengal State University  
Barasat (N) 201305  
West Bengal

**ACADEMIC AUDIT REPORT SUMMARY:****Academic Year: 2022 - 23****Sanskrit Department (UG)**





- 1) Intake Capacity: **UG: 55** **PG: NA** Application Received: **UG: 166 & PG: NA** Demand ratio: 1:3 (UG) & NA (PG)
- 2) Number of Students:  
 (A) Under Graduate Section: (Hons only)  
**UG SEM-I/II: 32** **UG SEM-III/IV: 26** **UG SEM-V/VI: 27** **Total: 85**
- (B) Post Graduate Section:  
**PG SEM-I/II: NA** **PG SEM-III/IV: NA** **Total: NA**
- 3) Number of Sanctioned Teaching Post: **3**
- 4) Number of Teachers:  
 (i) Professor: **0** (ii) Associate Prof.: **1** (iii) Asst. Prof.: **2** SACT-I/II: **1** **Total: 4**
- 5) Teachers-Students ratio: **21 Students/Teacher**
- 6) Number of Dropout students:  
 (A) UG Dropout:  
**SEM-I: 2** **SEM-II: 2** **SEM-III: 1** **SEM-IV: 0** **SEM-V: 4** **SEM-VI: 8** **Average: 2.8**
- (B) PG Dropout:  
**SEM-I: N.A.** **SEM-II: N.A.** **SEM-III: N.A.** **SEM-IV: N.A.** **Average: N.A.** **Students/Semester**
- 7) Result: UG: No. of final year students whose credit score > 8: **16** out of **27** Percentage: **59%**  
 PG: No. of final year students whose credit score > 6: **NA** out of **NA** Percentage: **NA**
- 8) Number students received financial assistance:  
 (i) Scholarship: **67** (ii) Half/Full free: **46** (iii) Total: **76** out of **85** (**89%**)
- 9) Number of Publication by Faculties:  
 (i) Number of Journal/article publication: **0** (ii) Number of Book publication: **1**
- 10) Number of Wall magazine: **0**
- 11) Number of students participated in Seminar & Extra-curricular activities: **4 out of 85 (5%)**
- 12) Number of students taking higher studies: (i) UG: **14 out of 27 (52%)** (ii) PG: **NA**

**Strengths of the Department:**

1. Good students academic performance.
2. Teachers-students ratio is good.
3. Students financial assistance is Excellent.
4. Sanskrit is taught only in UG level. Students are encouraged to interact with the faculties. This direct contact with the students is an attraction for students of all sections.
5. Status of research publication is satisfactory.
6. Faculties are very much cooperative and they overcome any difficulties easily.
7. Students dropout is negligible.
8. Number students pursuing higher studies is satisfactory

**Weakness of the Department:**

1. Shortage in the number of faculty members.
2. Publication of the students in form of Magazine/ Wall magazine is not found.
3. Participation of the students in Seminar & Extra-curricular activities is not satisfactory.
4. Number of books in seminar Library is not sufficient.

Signatures: (i)  (iii)   
 (ii)  (iv)   
 (Internal members)

  
 Dr. Parashram Das  
 M.A., M.Phil, Ph.D.  
 Principal  
 Barasat College

(vi)   
 Narayan Ghorai Ph.D.  
 Professor of Zoology  
 Department of Zoology  
 West Bengal State University  
 Barasat, (N) 28  
 West Bengal